

How to register to the RI²C 2026

This registration protocol is provided for:

- **Presenter**

At least one author of each accepted paper must register to attend the conference and pay the registration fees for Presenter by the deadlines.

- **Attendee**

1. Registration fee for Presenter

1.1 Entry the Registration system at the Registration page

(<https://www.ri2c-kmutnb.com/registration/>) or at the link: <https://kmutnb.link/Presenter2026>

Registration Method


- Registration will open on 15 June 2026 (see Important Dates).
- Presenters or participants wishing to attend a conference are requested to register online :

➔ Registration form for Presenter

← click

➔ Registration form for Participant (attendee)

1.2 Create account for presenter by filling your information in the form (i.e. Email, First name, Last name, Affiliation, Address of affiliation, Type of food).



Create account for Presenter

Please fill in a form to create account for Presenter.

*The required fields are marked by **

The name, email, and photo associated with your Google account will be recorded when you upload files and submit this form

* Indicates required question

Email *

Your email

First name *

Your answer

Last name *

Your answer

Phone

Your answer

Affiliation *

Your answer

Address of affiliation *

Your answer

Type of food *

- Normal
- Halal
- Vegetarian

1.3 Select the association which you are member, i.e. *Member of IEEE Thailand Section (or ECTI)*, *Non-member of association*. Then click "Next".

Are you a member of the association? * : Select the association which you are member belongs to. *

Member of IEEE Thailand Section (or ECTI)

Non member

Next ← **click** Page 1 of 4 [Clear form](#)

*If you are **Member of IEEE Thailand Section (or ECTI)**, please go to **1.4.1***

*If you are **Non-member of association**, please go to **1.4.2***

1.4.1 For "Member of IEEE Thailand Section (or ECTI)", please select a type of your participation belongs to, i.e. *Student* or *Regular*. A copy of student enrolment card (only for student) and member ID evidence must be uploaded before clicking "Next".

Member of IEEE Thailand Section (or ECTI)

*The required fields are marked by **

Please select a type of your participation belongs to. *

Student (* Must upload a copy of student enrolment card and member of association ID evidence below)

Regular (* Must upload a copy of member of association ID evidence below)

Upload file : Student enrolment card (.jpg or .pdf)

Upload 1 supported file: PDF or image. Max 100 MB.

[Add file](#)

Upload file : Member ID evidence (Member of IEEE, ECTI) (.jpg or .pdf)

Upload 1 supported file: PDF or image. Max 100 MB.

[Add file](#)

[Back](#) [Next](#) click Page 2 of 4 [Clear form](#)

1.4.2 For “Non-member of association”, please select a type of your participation belongs to, i.e. *Student* or *Regular*. Student must upload a copy of your student enrolment card before clicking “Next”.

Non-member of association

The required fields are marked by *

Please select a type of your participation belongs to. *

Student (* Must upload a copy of student enrolment card below)

Regular

Upload file : Student enrolment card (.jpg or .pdf)

Upload 1 supported file: PDF or image. Max 100 MB.

[Add file](#)

[Back](#) [Next](#) click Page 3 of 4 [Clear form](#)

- 1.5 Fill in a form about your research work details; Type of Research work, Type of Presentation, Paper category, Paper ID/Number, Title, Name of presenter for this research work. Then click "**Submit**". [One registration per One Title.](#)

Your research work details

At least one accepted full paper/abstract for RI2C 2026 presentation is required.

*The required fields are marked by **

Type of Research work * : Select the type of this research work belongs to. *

Full paper

Abstract

Type of Presentation * : Select the type of presentation of this research work belongs to. *

Oral presentation

Poster presentation

Paper category * : Select the category of this research work belongs to. *

Innovative Electricals and Electronics (iEE)

Innovative Mechanical and Materials (iMM)

Innovative Sustainable Science (iSS)

Paper ID/Number *

Your answer

Title *

Your answer

Name of Presenter *

Your answer

Your privacy is protected by responsible data practices.

We are committed to treating your data responsibly and protecting your privacy with strict protocols.

A copy of your responses will be emailed to the address you provided.

Back

Submit

click

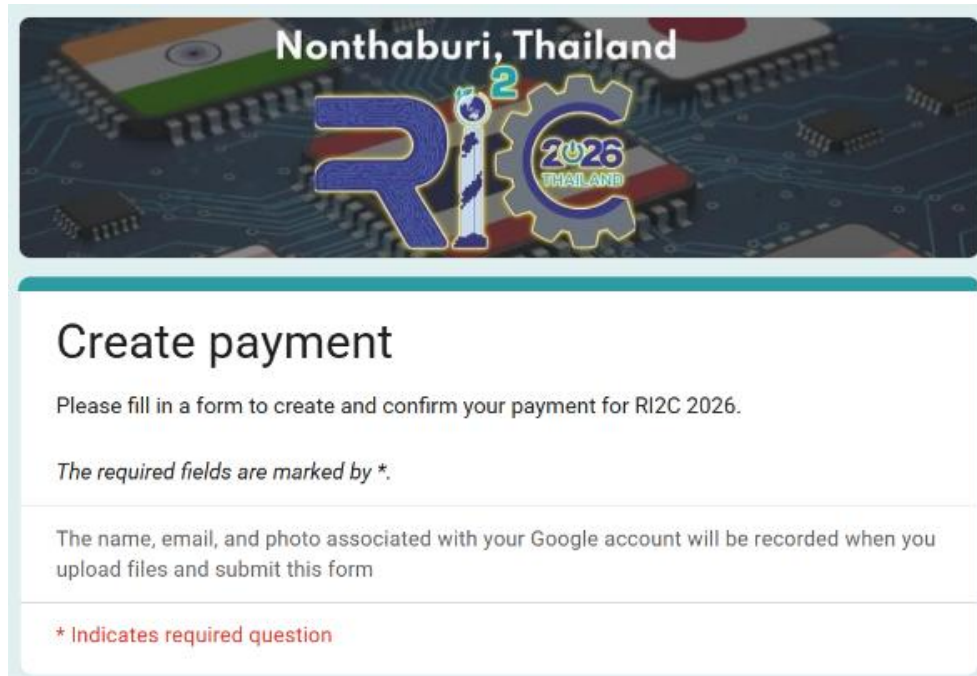
Page 4 of 4

Clear form

- A copy of your responses will be emailed to the address you provided.
- After your registration is submitted, an **INVOICE for payment of registration fee** will be provide and emailed to your email address. This step may take time 1-2 days.
- You can pay the registration fee and go to return the proof of payment by filling your information in the form "**Create payment**" (<https://kmutnb.link/payment2026>) which mention in the invoice for payment.
- Confirmation of conference registration will only be guaranteed upon receipt of payment before 3 July 2026.

2. Create payment

2.1 Entry the Payment system at the link: <https://kmutnb.link/payment2026>



Nonthaburi, Thailand

Create payment

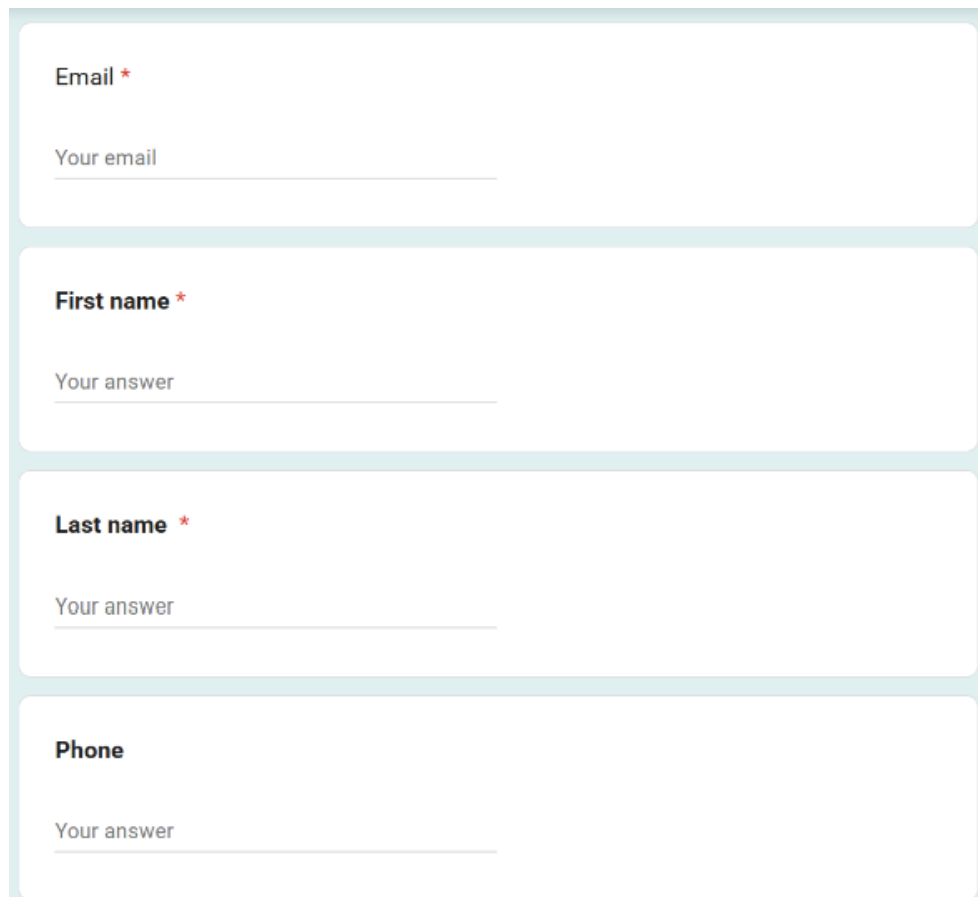
Please fill in a form to create and confirm your payment for RI2C 2026.

*The required fields are marked by *.*

The name, email, and photo associated with your Google account will be recorded when you upload files and submit this form

* Indicates required question

2.2 Create payment for presenter by filling your information in the form (i.e. Email, First name, Last name, Affiliation, Address of affiliation). Then click "Next".



Email *

Your email

First name *

Your answer

Last name *

Your answer

Phone

Your answer

Affiliation *

Your answer

Address of affiliation *

Your answer

Next ← **click** Page 1 of 2 [Clear form](#)

2.3 Fill in a form to create a receipt (i.e. Paper ID/Number, Title, Invoice number, Name for the receipt, Address for the receipt, etc).

Receipt / Billing address (ข้อมูลที่ใช้ระบุใบเสร็จ)

Please fill out the billing information below (Bill to...).

Paper ID/Number *

Your answer

Title *

Your answer

Invoice number *

Your answer

Name *
(ชื่อที่ใช้ระบุลงในใบเสร็จรับเงิน)

Your answer

Billing Address * (ที่อยู่ที่ใช้ระงับลงในใบเสร็จรับเงิน)
Your answer
City *
Your answer
Country *
Your answer
Postcode *
Your answer
Tax ID
Your answer

2.4 Select your payment method; i.e. *Bank transfer* or *Credit card*. The payment evidence must be uploaded before clicking **"Submit"**.

Payment method *
<input type="radio"/> Bank transfer
<input type="radio"/> Credit card

Upload the payment evidence (.jpg or .pdf) *

Upload 1 supported file: PDF or image. Max 100 MB.

[Add file](#)

Your privacy is protected by responsible data practices.
We are committed to treating your data responsibly and protecting your privacy with strict protocols.

A copy of your responses will be emailed to the address you provided.

[Back](#) [Submit](#) [Clear form](#) Page 2 of 2

click (with red arrow pointing to Submit button)

- A copy of your responses will be emailed to the address you provided.
- Confirmation of conference registration will only be guaranteed upon receipt of payment before 3 July 2026.

Payment Detail

Please choose only one payment method below and transfer the registration fee. **The amount registrant transfer does not include bank charges.** At final stage, please upload a copy of the proof of payment in registration due date.

Payment method:

- *Bank transfer*

Bank Name : Bangkok Bank Public Company Limited (BBL)
Branch: King Mongkut's University of Technology North Bangkok
Name of Account: RI2C-KMUTNB
Beneficiary Address: 1518 Pracharat 1 Road, Wongsawang, Bangsue, Bangkok 10800
Account No: 907-7-55073-0
SWIFT Code: BKKBTHBK

- *Credit card*

Please find the registration page for online payment gateway as below.

Online payment gateway at <https://kmutnb.link/credit-card2026>



3. Registration fee for Participant/Attendee.

3.1 Entry the Registration system at the Registration page

(<https://www.ri2c-kmutnb.com/registration/>) or at the link: <https://kmutnb.link/attendee2026>

Registration Method


- Registration will open on 15 June 2026 (see Important Dates).
- Presenters or participants wishing to attend a conference are requested to register online :

➔ Registration form for Presenter

➔ Registration form for Participant (attendee)

← click

3.2 Create account for Attendee by filling your information in the form (i.e. Email, First name, Last name, Affiliation, Address of affiliation, Type of food). Then click "Next".



Create account for attendee (participant)

Please fill in a form to create account for attendee (participant).

*The required fields are marked by **

The name, email, and photo associated with your Google account will be recorded when you upload files and submit this form

* Indicates required question

Email *

Your email

First name *

Your answer

Last name *

Your answer

Phone

Your answer

Affiliation *

Your answer

Address of affiliation *

Your answer

Type of food *

- Normal
- Halal
- Vegetarian

Next

click

Page 1 of 2

Clear form

3.3 Fill in a form to create a receipt (i.e. Name for the receipt, Address for the receipt, etc).

Receipt / Billing address (ข้อมูลที่ใช้ระบุใบใบเสร็จ)

Please fill out the billing information below.

Name *
(ชื่อที่ใช้ระบุใบใบเสร็จรับเงิน)

Your answer _____

Address *
(ที่อยู่ที่ใช้ระบุใบใบเสร็จรับเงิน)

Your answer _____

City *

Your answer _____

Country *

Your answer _____

Postcode *

Your answer _____

Tax ID

Your answer _____

3.4 Select your payment method; i.e. *Bank transfer* or *Credit card*. The payment evidence must be uploaded before clicking **"Submit"**.

Payment method *

Bank transfer

Credit card

Upload the payment evidence (.jpg or .pdf) *

Upload 1 supported file: PDF or image. Max 100 MB.

[Add file](#)

Your privacy is protected by responsible data practices.
We are committed to treating your data responsibly and protecting your privacy with strict protocols.

A copy of your responses will be emailed to the address you provided.

Page 2 of 2

- A copy of your responses will be emailed to the address you provided.
- Confirmation of conference registration will only be guaranteed upon receipt of payment before 3 July 2026.

Payment Detail

Please choose only one payment method below and transfer the registration fee. The amount registrant transfer does not include bank charges. At final stage, please upload a copy of the proof of payment in registration due date.

Payment method:

- *Bank transfer*

<i>Bank Name :</i>	Bangkok Bank Public Company Limited (BBL)
<i>Branch:</i>	King Mongkut's University of Technology North Bangkok
<i>Name of Account:</i>	RI2C-KMUTNB
<i>Beneficiary Address:</i>	1518 Pracharat 1 Road, Wongsawang, Bangsue, Bangkok 10800
<i>Account No:</i>	907-7-55073-0
<i>SWIFT Code:</i>	BKKBTHBK

- *Credit card*

Please find the registration page for "Online payment gateway" as below.

Online payment gateway at <https://kmutnb.link/credit-card2026>



4. Help

Any other issues, please email secretary.ri2c@stri.kmutnb.ac.th and we will get back to you.